



BERGENSAFE



Customized Emergency Options

BergenSafe's emergency options allows for quick connection to the local dispatch center. Activating emergency options will initiate location sharing and the ability to discreetly message with authorities.



Silent Panic Alarm

Sends a silent customizable message routed to the PSOC, reminds users to silence their phone and monitor for communication

Contact 911

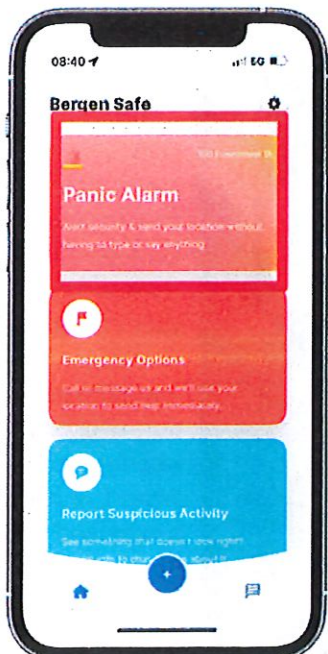
Call 911 or message authorities

Report Suspicious Activity

Send picture, video or audio files, easily type a message/tip to authorities alerting them of suspicious activity.

Silent Panic Alarm

The silent panic alarm allows for the manual activation intended to signal a life-threatening or emergency situation requiring a response from law enforcement.

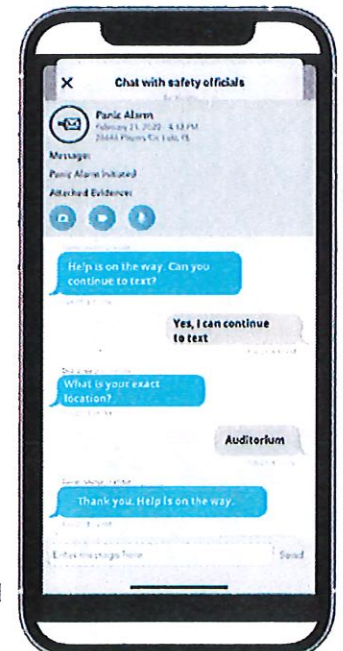


In a true emergency, providing details such as an active shooter provides authorities information to respond appropriately to an emergency.



When the silent alarm is activated, the user's location is immediately shared with the PSOC.

After activating the silent panic alarm, users can engage in a two-way chat with authorities to provide and receive additional information.



BERGENSAFE

Scan me!

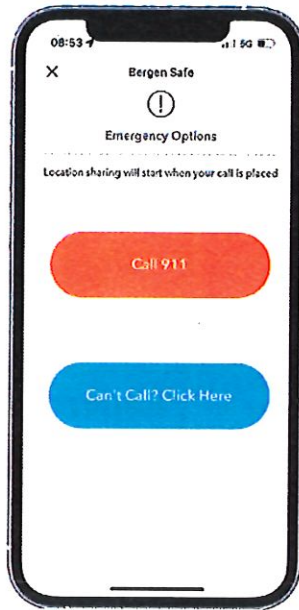


Emergency Options

BergenSafe's emergency options allow for quick connection to the local dispatch center. Activating emergency options will initiate location sharing and the ability to discreetly chat with authorities.



Users can choose to call 911 or message authorities in an emergency.

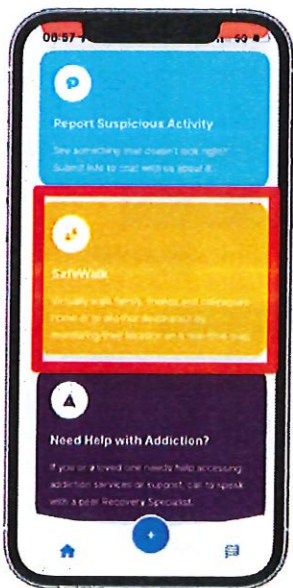


Easily call authorities with the *Call 911* feature. A user's location is automatically shared with the dashboard when a call is placed.


In a true emergency, providing information such as an active shooter provides authorities the information to respond appropriately to the emergency.

SafeWalk with Friends

SafeWalk lets you invite up to three friends, family members or colleagues to virtually walk or drive with you. Share your location information and let them actively follow your progress on a map or choose standby mode to notify them only if you don't reach your destination within the expected time. Friends do not need to have the BergenSafe app to watch you walk.

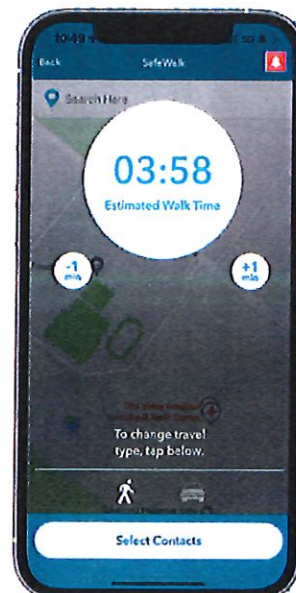


To share your location with a contact, select "Ask friends to watch me walk." Tap "Watch a friend walk" if you want to request to see a contact's location.



Select a location to walk or drive to. to invite a contact, tap the Select Contacts button and search.

Tap "Invite now" if you want your contact(s) to be active participants or tap "Not now" to keep them on standby.



Hands-free smart alerts are sent to your contact(s) if you don't arrive at your intended destination by the estimated time of arrival, when you have arrived, or have summoned help.